

Solar Roadway Lighting Series



Designed and Engineered
IN THE USA

ALBINA

AC LED Street Light

210 Watts | 32130 Lumens

TLSLA210



Truelite Albina Series luminaires are the most advanced roadway lighting fixtures with the best industry lumen efficacy, improved planning, and versatile mounting options. Albina is made in the state of the art manufacturing facilities out of die casting aluminum alloy housing with a proprietary chromate conversion and electrostatic treatment to withstands high temperature and extreme conditions for increased resistance to corrosion and abrasion.

The IP67 Albina exceeds the standards in energy efficiency, design, optics and the wide options of beam angles makes the best choice for roadway illuminations. Certified UL fixture has all statute requirements for any challenging project requirements.

Scalable modular options include, photocell lighting control, smart grid connectivity, wide optics and beam angle and comes with many accessories for convenient lighting solutions.



IP67 IK08 ErP 

ALBINA

AC LED Street Light

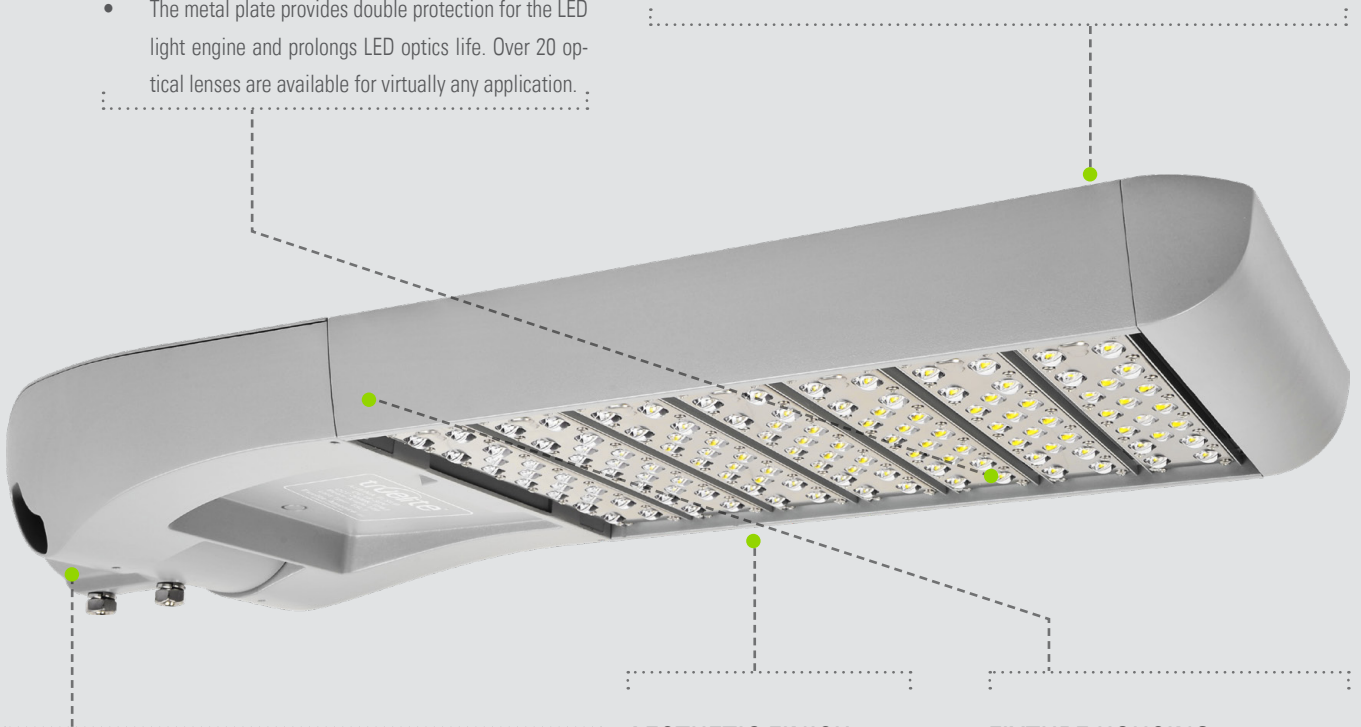
210 Watts

LED & OPTICS

- Albina is designed with Lumileds LED engine and each module is mounted with a TVS (Transient Voltage Suppressors) to protect the LEDs from voltage transients induced by lightning and other voltage events.
- High-uniformity LED optics are constructed of durable optical polycarbonate for high impact and UV resistance.
- The metal plate provides double protection for the LED light engine and prolongs LED optics life. Over 20 optical lenses are available for virtually any application.

ELECTRICAL COMPONENTS

- 120-277VAC and 347-480VAC and 12-24V DC options.
- Maximum surge protection to 20kV/10kA as per ANSI/IEEE C62.41.2 2002 standards.
- Industry leading driver and connectors and components.
- Multiple smart lighting control options with photocell, motion sensors, DALI, 1-10V.
- 3-Pin/ S-Pin/ 7-Pin photocell for light level adjustments.



MOUNTING OPTIONS

- Side or post-top mounting options with compatible accessories brackets for easy installations.
- Slip-fitter with +/- 20 degree of adjustment for levelling.
- Standard mounting diameter is 2 3/8" (60mm), custom adaptors are available for smaller diameters.



Horizontal tenon mount



Pole top mount

AESTHETIC FINISH

- Corrosion resistant polyester powder coated 100 mm thickness.
- Meets a 1000-hour salt spray certification per ASTM B117/ ISO 9227:2012.
- Standard colors: Grey, Black, Bronze and White.

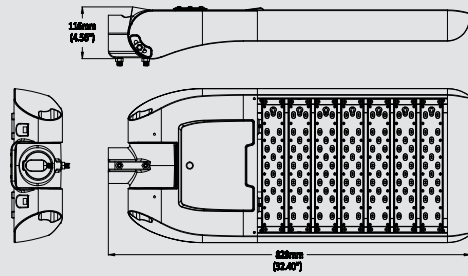
FIXTURE HOUSING

- Die cast aluminium housing.
- Modular design allows for easy installation, replacement and maintenance. This design also creates a chimney effect which enables passive heat dissipation.
- IK08 rated housing.
- Meets 3G vibration as per ANSI C136.31-2010. Standards.

PRODUCT SPECIFICATIONS

Electrical Data	
Operating Voltage	120~ 277 VAC
No of LEDs	126
Driver Power Efficiency	>90%
Rated Power	210W
Power Factor(PF)	>0.95
Total Harmonic Distortion	< 20%
Drive Current	530mA
Dimming	Optional
Light Data	
Color Temperature	3000K/4000K/5000K/5700K
Color Rendering Index	70* or 80 or 85
Beam Angle	10°,25°,40°,60°,90°,120°,150°.
Efficiency of LED	153 lm/W
Luminous Flux	32130 lm
Led Chip	LUMILEDS LUXEON 5050
Service Life	50000 Hours
Environmental Data	
Working Ambient Temperature	-40° to +60°
IP Grade	IP 67
Relative Humidity(RH)	10%-95%
Cooling	Conventional
Certificate	UL/ CUL /DLC/ LM79 / ENEC /CB/CE/ ERP/ RoHS /PSE /IK08
Mechanical Data	
Product Finish	Gray/Black/Bronze/White
Light Fixture Material	Aluminum
Dimension	823 x 345 x 116(mm)
Weight	11.47kg(25.29lbs)
Luminaire Fixing	Pole top / Tenon mount
*All parameters are measured @ ambient temperature Tc 25 degree	


PRODUCT DIMENSION




Customized colors are available



CUSTOMIZED SOLUTIONS



Safety Cables




Bird Spike



Tool-less Entry



Photocell



Pole Tenon Adaptor



Wireless Lighting Control System



Square Pole Adaptor



ALBINA

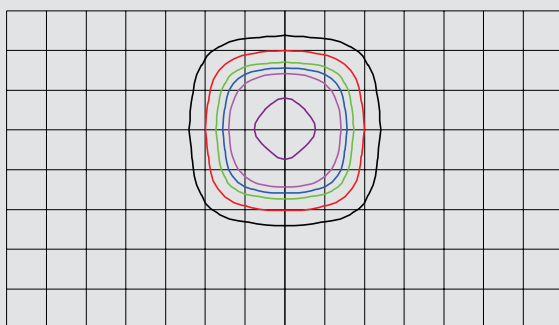
AC LED Street Light

210 Watts | 32130 Lumens

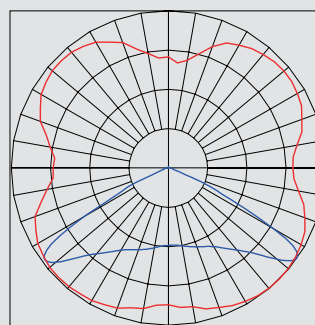
PHOTOMETRICS

T5L
Average Beam
angle 120 °

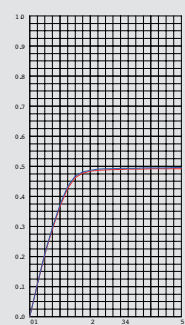
IOS Plot



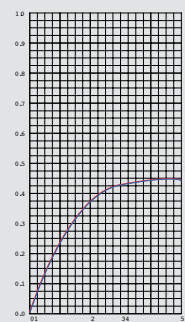
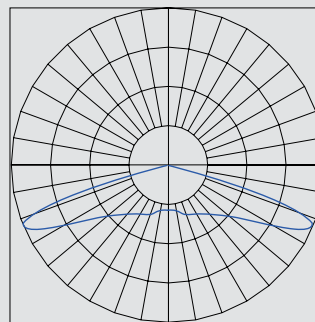
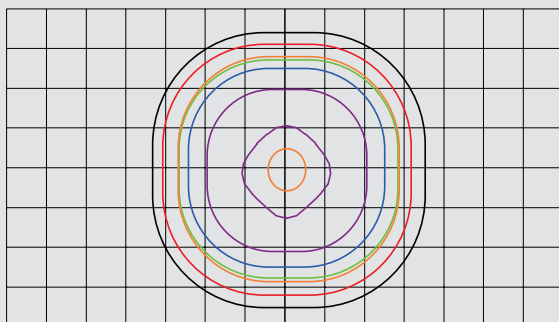
Polar Curve



CU Graph



T5X
Average Beam
angle 150 °



* Refer optics data for other beam angles.

